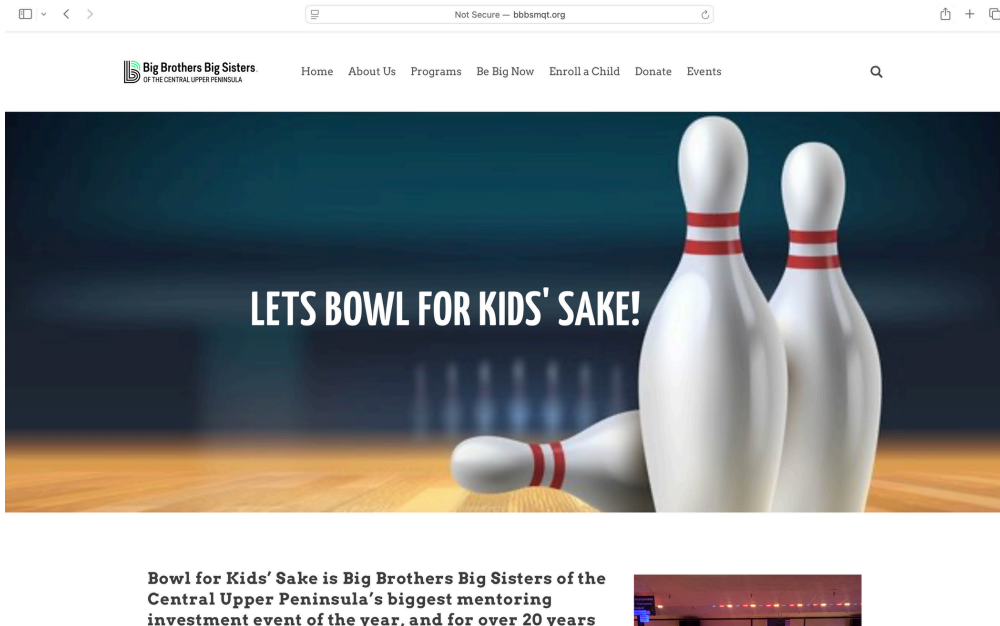


How to create a team.





STEP 1: Go to www.bbbsmqt.org/bfks



STEP 2: Scroll down to the details “Click to register”


BOWL FOR KIDS' SAKE 2025!

Marquette County

-  Date: Saturday, April 5, 2025
-  Location: Superior Entertainment Center
-  Session 1: 3:00 pm - 5:00 pm
-  Session 2: 5:30 pm - 7:30 pm

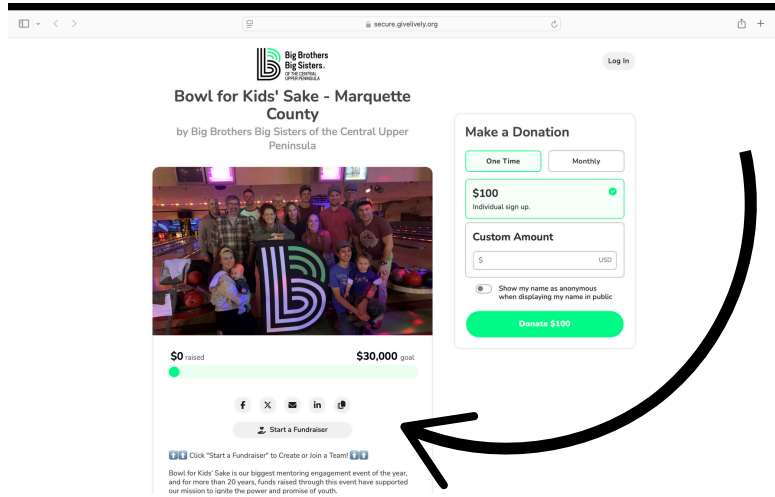


Dickinson County

-  Date: Saturday, April 26, 2025
-  Location: Recreation Lanes
-  Session 1: 2:00 pm - 4:00 pm
-  Session 2: 4:30 pm - 6:30 pm

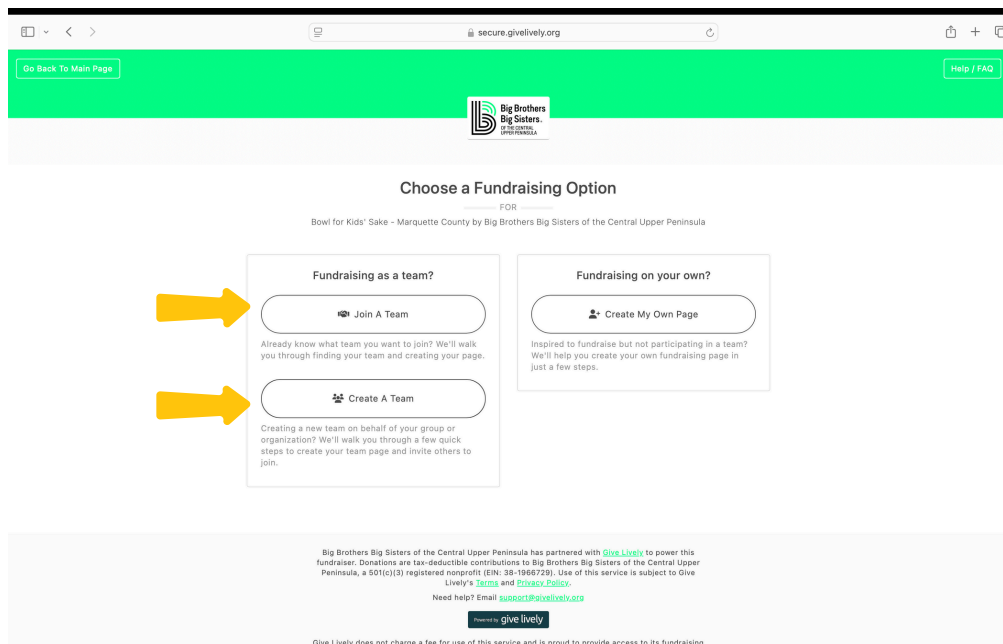


STEP 3: This will bring you to the “Give Lively” fundraising page.



Click “Start a Fundraiser”

STEP 4: Click “JOIN A TEAM” or “CREATE A TEAM”



STEP 5a: If you choose “Create a Team” you will be brought to this page to create an account.

The screenshot shows the 'Create a Team' page for Big Brothers Big Sisters of the Central Upper Peninsula. The page has a green header with 'Go Back To Main Page' and 'Help / FAQ' buttons. The main content area is titled 'Create a Team' and includes the subtitle 'Fundraising for Bowl for Kids' Sake - Marquette County by Big Brothers Big Sisters of the Central Upper Peninsula'. On the left, there is a 'Create Account' form with fields for 'First and last name', 'Email', 'Password', and 'Confirm password', followed by a 'Create Account' button. Below the button, it states: 'By creating an account, you hereby agree to Give Lively's [Terms of Use](#) and [Privacy Policy](#).' At the bottom of the form, there is a link: 'or log in to an existing account'. On the right, a 'How This Works' section lists three steps: 1. You create (or log in to) your Give Lively account. Give Lively is the technology that powers this fundraising platform. 2. You go through the steps to create a Team Fundraising page. 3. You become the team leader for your Team Fundraising page. Team leaders can post updates to the team, manage team members and customize the page. 4. You also get your own fundraising page. This page is separate from your team page and allows you to fundraise as an individual on your team.

STEP 5b: If you choose “Join a Team” you will go to this page to choose which team you wish to join. Once you select the team, you will then create an account (See step 5a).

The screenshot shows the 'Find Your Team' page for Big Brothers Big Sisters of the Central Upper Peninsula. The page has a green header with 'Help / FAQ' button. The main content area is titled 'Find Your Team' and includes the subtitle 'Fundraising for Bowl for Kids' Sake - Marquette County by Big Brothers Big Sisters of the Central Upper Peninsula'. There is a search bar with the placeholder text 'Search by team name'. Below the search bar, there is a team listing for 'BFKS'. The listing includes a photo of the team, the Big Brothers Big Sisters logo, the team name 'BFKS', and the team leader 'Carli Fralling'. Below the team name, there is a summary: '#1 Team Rank', '\$0 Total Raised', and '1 Members'. There is a 'VIEW TEAM PAGE' link and a 'JOIN TEAM' button. At the bottom of the page, there is a footer: 'Big Brothers Big Sisters of the Central Upper Peninsula has partnered with Give Lively to power this fundraiser. Donations are tax-deductible contributions to Big Brothers Big Sisters of the Central Upper Peninsula, a 501(c)(3) registered nonprofit (EIN: 38-1966729). Use of this service is subject to Give'.

STEP 6: Create your team name --> Click submit

Go Back To Main Page Help / FAQ carli@bbbsmqt.org




Give Your Team A Name

Fundraising for Bowl for Kids' Sake - Marquette County by Big Brothers Big Sisters of the Central Upper Peninsula

Name is a required field



Examples: "The Terriers", "The Squad", "Team Fast Racers", "Team Austin For The Win!"

STEP 7: Create your team details --> hit save at the bottom



Edit Details For Your Team

Fundraising for Bowl for Kids' Sake - Marquette County by Big Brothers Big Sisters of the Central Upper Peninsula

<p>Team Name:</p> <input type="text" value="BBBS"/> <p>This will lock after someone joins your team, or when your team page receives its first donation.</p> <p>Please add a short description of your team:</p> <input type="text"/> <p>We'll display this publicly on your team page under a section called "A Note From Carli Frailing"</p> <p>Team Fundraising Goal:</p> <input type="text" value="\$ 30000"/> <p>Set a goal for this campaign in dollars (e.g., \$500). No commas nor decimals necessary.</p>	<p>Team Logo:</p> <div style="text-align: center;"> Upload new image</div> <p>Team Image/Video:</p> <div style="display: flex;"><div style="border: 1px solid #ccc; padding: 5px; margin-right: 10px;"><input type="button" value="Default Image"/></div><div style="border: 1px solid #ccc; padding: 5px;"><input type="button" value="Image"/></div></div> <div style="text-align: center;"></div>
---	---

STEP 8: Click “Take Me To My Team Page”

This screenshot shows a confirmation page for a newly created team. At the top, there is a green navigation bar with a 'Go Back To Main Page' button on the left and a 'Help / FAQ' button on the right. The main content area has a white background and features the Big Brothers Big Sisters logo. The heading reads 'Congrats Carli! You've created BBBS'. Below this, it states 'Fundraising for Bowl for Kids' Sake - Marquette County by Big Brothers Big Sisters of the Central Upper Peninsula'. The user is informed that they can now choose to either edit their personal fundraising page or go directly to their team page. A note says '(You can always navigate to either in the future)'. Two large green buttons are provided: 'Edit My Personal Fundraising Page' and 'Take Me To My Team Page', with 'OR' centered between them.

STEP 9: This is what your team page will look like.

This screenshot displays the team page for 'Join BFKS'. The top section is a light green header with the Big Brothers Big Sisters logo and a 'Log In' button. Below the header, a progress bar shows '\$0 of \$30,000' and '0 Donors'. The main content area is divided into several sections. On the left, there are four buttons: 'Join Team', 'Donate To This Team', 'Donate to a Team Member', and 'Copy Link / Share This Page'. Below these is a small description of the team's fundraising goal: 'Bowl for Kids' Sake - Marquette County by Big Brothers Big Sisters of the Central Upper Peninsula'. The 'Team Members' section shows 'Team Rank #1 of 1' with a 'VIEW LEADERBOARD' link, and 'Team Members 1' with a 'VIEW MEMBERS' link. A profile card for 'Carli Frailing' is shown, indicating she is the 'Team Leader' and has 'Raised \$0'. Below the profile card, there is a note from Carli Frailing: 'Our team is dedicated to supporting the work of Bowl for Kids' Sake - Marquette County. The funds we raise together will help it achieve its important goals. Please support our efforts!'. At the bottom left, there is a 'Recent Donations' section with the text 'No donations yet. Be the first!'.

You can share this for people to donate if you'd like.
You can also send this page to people to join your team.